





















































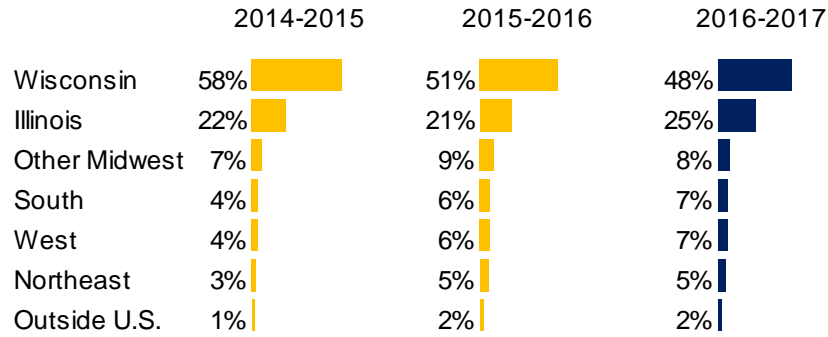


	2014-2015	2015-2016	2016-2017
College of Engineering	(n = 200)	(n = 233)	(n = 208)
Employed, full-time	76% 	67% 	69% 
Employed, part-time	1%	1%	0%
Graduate/professional school, full-time	12% 	18% 	16% 
Graduate/professional school, part-time	0%	0%	1%
Post-graduation service, full-time	1%	0%	<1%
Active military	1%	2% 	3% 
Planning to continue education, not admitted/enrolled	1%	1%	<1%
Not employed or in school, not seeking employed	1%	1%	<1%
Seeking	8% 	10% 	10% 
College of Health Sciences	(n = 229)	(n = 228)	(n = 221)
Employed, full-time	11% 	14% 	13% 
Employed, part-time	3% 	2% 	3% 
Graduate/professional school, full-time	75% 	66% 	66% 
Graduate/professional school, part-time	1%	1%	2% 
Post-graduation service, full-time	1%	1%	2% 
Active military	0%	0%	<1%
Planning to continue education, not admitted/enrolled	5% 	8% 	11% 
Not employed or in school, not seeking employed	0%	0%	0%
Seeking	3% 	7% 	3% 
College of Nursing	(n = 107)	(n = 112)	(n = 112)
Employed, full-time	84% 	90% 	88% 
Employed, part-time	1%	1%	2% 
Graduate/professional school, full-time	0%	1%	0%
Graduate/professional school, part-time	0%	0%	0%
Post-graduation service, full-time	2% 	2% 	2% 
Active military	7% 	3% 	5% 
Planning to continue education, not admitted/enrolled	0%	1%	0%
Not employed or in school, not seeking employed	1%	1%	2% 
Seeking	5% 	2% 	1%
College of Professional Studies	(n = 10)	(n = 23)	(n = 11)
Employed, full-time	60% 	61% 	82% 
Employed, part-time	10% 	0%	9% 
Graduate/professional school, full-time	20% 	4% 	0%
Graduate/professional school, part-time	0%	4% 	0%
Post-graduation service, full-time	0%	0%	0%
Active military	0%	0%	0%
Planning to continue education, not admitted/enrolled	0%	4% 	0%
Not employed or in school, not seeking employed	0%	13% 	0%
Seeking	10% 	13% 	9% 

Starting Region

Graduates indicated their current location. In 2016-2017, 73 percent are located in Wisconsin or Illinois post-graduation, compared with 72% in 2015-2016 and 80% in 2014-2015.



Full-time Employment

Respondents were asked to indicate the relationship of their position to their major and career goals. Respondents in the military or in postgraduation stipend-paid service positions are excluded from this section.

Overall, 89% of students with full-time employment reported that they considered their job to be related to their major, compared with 90% in 2015-2016 and 89% in 2014-2015.

Graduate and Professional Education

Those pursuing graduate/professional school were asked to indicate the type of degree they are pursuing and the field of study of the degree. The survey also collected the name of the school, although that information is not included within this report.

Close to half of those pursuing graduate/professional schools in the 'Other' category includes degrees such as Doctor of Optometry (O.D.) and Doctor of Audiology (Au.D.). The 'Other' category primarily includes degrees such as Doctor of Public Health and Occupational Therapy.



Students pursuing either a Master's Degree or a Ph.D. were asked to indicate their field of study. The 'Other' category in the Master's Degree and Ph.D. categories primarily includes degrees such as Doctor of Public Health and Occupational Therapy.

Field of Study	Master's Degree	Ph.D.	Other
Arts & Humanities	1%	15%	17%
Sciences	13%	8%	7%
Business	21%	19%	20%
Communication	4%	4%	7%
Education	4%	6%	8%
Engineering	9%	12%	9%
Nursing	3%	3%	1%
Physician Assistant Studies	14%	15%	11%
Speech Pathology	13%	9%	11%
Other	7%	5%	5%
Unknown	11%	5%	5%

